


All columns on pages 1 and 2, except for A and B, are based on the municipality's or school district's most currently available information at the time of submission and are unaudited; the financial information in these columns are subject to change.


This report may encompass the following reporting periods:

- o Adopted Budget Survey (§ 44-35-10 (b)) due within 30 days of final action on budget by Municipality/Regional School District
- o 5 Year Forecast (§ 44-35-10 (c)) due within 30 days of final action on budget by Municipality/Regional School District
- o Budget to Actual (§ 45-12-22.2 (b)) due 25 days after fiscal quarters 2, 3, and 4
- o Municipal Data Report (§ 45-12-22.2 (c)) due prior to finalization of Municipal/Regional School District audit (included in final audit as supplementary information).




Municipal Chief Executive Officer

6.19.20
Date



Municipal Chief Financial Officer

6-18-20
Date



Superintendent of Schools

6/22/20
Date



School Business Manager

6/22/20
Date

North Kingstown		Budget to Actual 2									
Code	Fiscal Year	A	B	C	D	E	F	G	H	I	J
		2018	2019	2020	2020	2020	2020	2021	2022	2023	2024
1a	300 Levy subject to § 44-5-2	77,202	75,063	-	-	-	-	-	-	-	-
1b	308 Motor Vehicle Levy	-	4,647	-	-	-	-	-	-	-	-
2	303 PILOT and Tax Treaties (Included in Levy)	-	-	-	-	-	-	-	-	-	-
3	304 PILOT and Tax Treaties (excluded from Levy)	2,856	2,876	-	-	-	-	-	-	-	-
4	301 Adjustments to Current Year Levy	(23)	18	-	-	-	-	-	-	-	-
5	305 Adjustments to Prior Year's Levy	(102)	(50)	-	-	-	-	-	-	-	-
6	302 Current Year Collection Rate	97.4%	96.1%	0.0%	-	-	0.0%	0.0%	0.0%	0.0%	0.0%
1230		Audited Actual**	Audited Actual**	Budget	Amended Budget	Actual	Projected	Year 2 Forecast	Year 3 Forecast	Year 4 Forecast	Year 5 Forecast
3		Total MTPA*	Total MTPA*	Total MTPA*	Total MTPA*	Total MTPA*	Total MTPA*	Total MTPA*	Total MTPA*	Total MTPA*	Total MTPA*
7	10 Property Tax	80,267	83,822	-	-	-	-	-	-	-	-
8	15 Local Non-Property Tax Revenues	6,101	7,735	-	-	-	-	-	-	-	-
9	20 Federal Aid	831	693	-	-	-	-	-	-	-	-
10	30 State Aid	3,879	3,684	-	-	-	-	-	-	-	-
11	40 Other Revenue	-	229	-	-	-	-	-	-	-	-
12	50 Municipal Education Appropriation	-	-	-	-	-	-	-	-	-	-
13	Total Revenue	91,079	96,163	-	-	-	98,903	-	-	-	-
14	70 Financing Sources	3,355	12,919	-	-	-	2,967	-	-	-	-
15	10 Compensation	14,832	16,428	-	-	-	-	-	-	-	-
16	15 Overtime	1,448	1,597	-	-	-	-	-	-	-	-
17	20 Health Insurance	3,751	2,619	-	-	-	-	-	-	-	-
18	25 Other Benefits	1,940	1,757	-	-	-	-	-	-	-	-
19	30 Pension	3,115	2,251	-	-	-	-	-	-	-	-
20	35 OPEB	1,000	1,352	-	-	-	-	-	-	-	-
21	40 Operations	9,982	10,302	-	-	-	-	-	-	-	-
22	50 Municipal Education Appropriation	50,209	52,581	-	-	-	-	-	-	-	-
23	60 Municipal Debt Service	3,713	3,590	-	-	-	-	-	-	-	-
24	61 School Debt Service	1,408	1,392	-	-	-	-	-	-	-	-
25	Total Expenditures	91,397	93,968	-	-	-	95,096	-	-	-	-
26	80 Financing Uses	2,361	10,712	-	-	-	2,310	-	-	-	-
27	30 Net Change (row 13+14-25-26)	675	4,402	-	-	-	4,424	-	-	-	-
28	20 Appropriated Fund Balance	-	-	-	-	-	-	-	-	-	-
29	40 Prior Period Adjustments - MTP Non-audit	-	-	-	-	-	-	-	-	-	-
30	40 Prior Period Adjustments - Audit	-	-	-	-	-	-	-	-	-	-
31	Total Prior Period Fund Balance (Rows 32 to 36)	-	13,259	-	-	-	-	-	-	-	-
32	100 Non-spendable***	979	1,291	-	-	-	-	-	-	-	-
33	110 Restricted***	1,134	1,461	-	-	-	-	-	-	-	-
34	120 Committed	-	-	-	-	-	-	-	-	-	-
35	130 Assigned	1,924	2,482	-	-	-	-	-	-	-	-
36	140 Unassigned	9,223	13,283	-	-	-	-	-	-	-	-
37	140 Enterprise Fund Net Position	-	(856)	-	-	-	-	-	-	-	-

*Total MTPA or Total Municipal Transparency Amount, is the financial activity for all reportable funds and is available for all reporting periods. For schools this reflects all funds of the school department excluding internal service and fiduciary funds, while for municipalities this includes financial statement general fund and some other funds such as special revenue, enterprise, and debt service. Inclusion and/or exclusion of funds is based on Municipal Transparency Portal Implementation Guidance. In general, excluded funds from municipal reporting are fiduciary, capital project, internal services, water, sewer, and storm water. Some Funds may be added or removed from one year to the next.

**The amounts reported in the columns with the headings marked Audited Actual (A,B) are derived from annual audit reports

***Fund balance classifications (rows 32 and 33) may include net position if Enterprise Fund activity is reported prior to FY19.

^ This Transparency Report is required under RI General Law 43-12-22.2 (d) to be signed and posted to the Municipality's website. Any missing data from any of the columns is due to this information not being currently available, the Municipality/School District failing to report in a prior period, or the information is not applicable.

^^^ The data found in this report has been summarized for the purposes of display. The raw data which includes department level information along with visualization tools, definitions, as well as a listing of definition and coding changes between years can be found by going to <https://www.municipalfinance.ri.gov/> and clicking on Municipal Transparency Portal tab. The Audited Actual information is derived from the MTP-2 report that can be found in the Municipality/Regional School District's corresponding fiscal year audit report under supplementary information. The details on which Funds are included in Total MTPA are provided in the Annual Supplemental Transparency Report (MTP2) and Combining Schedules of Reportable Government Services with Reconciliation to MTP2, which can be found in the annual audit reports.

^^ Report in thousands

North Kingstown school district		Budget to Actual 2									
Code	Fiscal Year	A	B	C	D	E	F	G	H	I	J
		2018	2019	2020	2020	2020	2020	2021	2022	2023	2024
1a	300 Levy subject to § 44-5-2										
1b	306 Motor Vehicle Levy										
2	303 PILOT and Tax Treaties (Included in levy)										
3	304 PILOT and Tax Treaties (excluded from levy)										
4	302 Adjustments to Current Year Levy										
5	305 Adjustments to Prior Year's Levy										
6	302 Current Year Collection Rate										
	230	Audited Actual**	Audited Actual**	Budget	Amended Budget	Actual	Projected	Year 2 Forecast	Year 3 Forecast	Year 4 Forecast	Year 5 Forecast
	3	Total MTPA*	Total MTPA*	Total MTPA*	Total MTPA*	Total MTPA*	Total MTPA*	Total MTPA*	Total MTPA*	Total MTPA*	Total MTPA*
7	10 Property Tax	-	-	-	-	-	-	-	-	-	-
8	13 Local Non-Property Tax Revenues	2,744	3,111	-	-	-	-	-	-	-	-
9	20 Federal Aid	2,769	3,004	-	-	-	-	-	-	-	-
10	30 State Aid	10,851	10,220	-	-	-	-	-	-	-	-
11	40 Other Revenue	720	939	-	-	-	-	-	-	-	-
12	50 Municipal Education Appropriation	50,209	52,581	-	-	-	-	-	-	-	-
13	Total Revenue	67,292	69,855	-	-	-	72,296	-	-	-	-
14	70 Financing Sources	-	-	-	-	-	-	-	-	-	-
15	10 Compensation	38,090	38,984	-	-	-	-	-	-	-	-
16	15 Overtime	92	99	-	-	-	-	-	-	-	-
17	20 Health Insurance	6,029	5,935	-	-	-	-	-	-	-	-
18	25 Other Benefits	3,165	3,349	-	-	-	-	-	-	-	-
19	30 Pension	5,075	5,256	-	-	-	-	-	-	-	-
20	35 OPEB	-	-	-	-	-	-	-	-	-	-
21	40 Operations	15,257	16,528	-	-	-	-	-	-	-	-
22	50 Municipal Education Appropriation	-	-	-	-	-	-	-	-	-	-
23	60 Municipal Debt Service	-	-	-	-	-	-	-	-	-	-
24	61 School Debt Service	-	-	-	-	-	-	-	-	-	-
25	Total Expenditures	68,648	70,190	-	-	-	71,396	-	-	-	-
26	80 Financing Uses	-	-	-	-	-	295	-	-	-	-
27	30 Net Change (row 13+14-25-26)	(2,356)	(335)	-	-	-	606	-	-	-	-
28	20 Appropriated Fund Balance	-	-	-	-	-	905	-	-	-	-
29	40 Prior Period Adjustments - MTP Non-audit	-	-	-	-	-	-	-	-	-	-
30	40 Prior Period Adjustments - Audit	-	-	-	-	-	-	-	-	-	-
31	Total Prior Period Fund Balance (Rows 32 to 36)	-	3,373	-	-	-	-	-	-	-	-
32	100 Non-spendable**	547	6	-	-	-	-	-	-	-	-
33	110 Restricted***	139	152	-	-	-	-	-	-	-	-
34	120 Committed	982	-	-	-	-	-	-	-	-	-
35	130 Assigned	1,404	2,555	-	-	-	-	-	-	-	-
36	140 Unassigned	306	325	-	-	-	-	-	-	-	-
37	140 Enterprise Fund Net Position	-	-	-	-	-	-	-	-	-	-

*Total MTPA or Total Municipal Transparency Amount, is the financial activity for all reportable funds and is available for all reporting periods. For schools this reflects all funds of the school department excluding internal service and fiduciary funds, while for municipalities this includes financial statement general fund and some other funds such as special revenue, enterprise, and debt service. Inclusion and or exclusion of funds is based on Municipal Transparency Portal Implementation Guidance. In general, excluded funds from municipal reporting are fiduciary, capital project, internal service, water, sewer, and storm water. Some funds may be added or removed from one year to the next.

**The amounts reported in the columns with the headings marked Audited Actual (A,B) are derived from annual audit reports

***Fund balance classifications (rows 32 and 33) may include net position if Enterprise Fund activity is reported prior to FY19.

^This Transparency Report is required under RI General Law 45-12-22.2 (d) to be signed and posted to the Municipality's website. Any missing data from any of the columns is due to this information not being currently available, the Municipality/School District failing to report in a prior period, or the information is not applicable.

^^The data found in this report has been summarized for the purposes of display. The raw data which includes department level information along with visualization tools, definitions, as well as a listing of definition and coding changes between years can be found by going to <http://www.municipalfinance.ri.gov/> and clicking on Municipal Transparency Portal tab. The Audited Actual information is derived from the MTP-2 report that can be found in the Municipality/Regional School District's corresponding fiscal year audit report under supplementary information. The details on which funds are included in Total MTPA are provided in the Annual Supplemental Transparency Report (MTP2) and Combining Schedules of Reportable Government Services with Reconciliation to MTP2, which can be found in the annual audit reports.

^^ Report in thousands